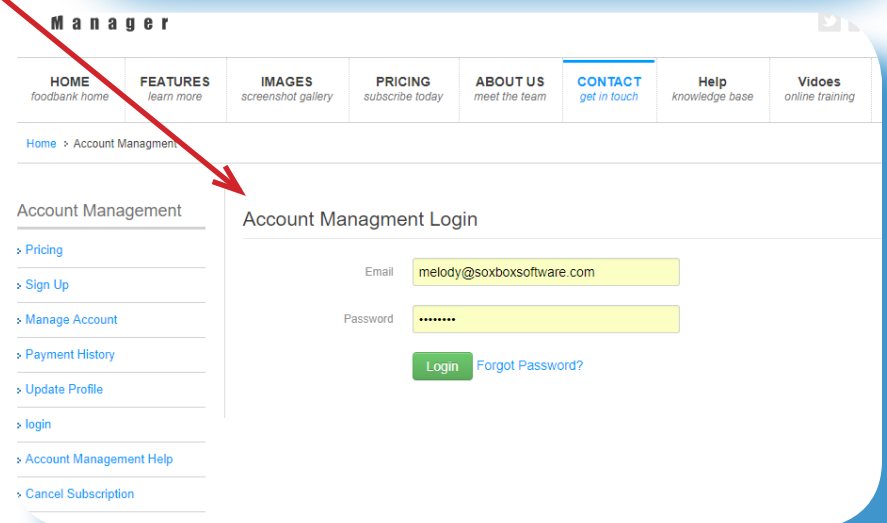

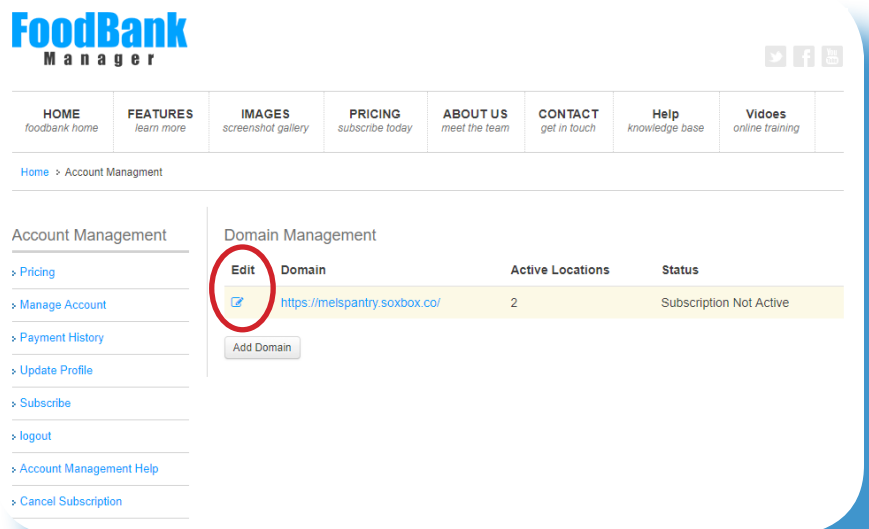


CHANGING THE NAME OF A LOCATION

To change the name of a location, go to our website at www.foodbankmanager.com and login into your account.



Once you are in Domain Management, click on the 'Edit' link.



Next click on 'Edit' next to the location you want to change.




Account Management

- > Pricing
- > Manage Account
- > Payment History
- > Update Profile
- > Subscribe
- > Logout
- > Account Management Help
- > Cancel Subscription

Domain: <https://melspantry.soxbox.co/>
Domain Status: Subscription Not Active
Domain Login: MelsPantry
If you forget your password, follow this [link to reset it.](#)

Cancel Domain

Locations

Edit	Location	Status
	Mels #1 Pantry	Active
	Mels Pantry South	Active
	melody 2	Disabled

Add Location

Change the name of the location and click, 'Save Location'.

FoodBank
Manager

HOME *foodbank home* | FEATURES *learn more* | IMAGES *screenshot gallery* | PRICING *subscribe today* | ABOUT US *meet the team* | CONTACT *get in touch* | Help *knowledge base* | Videos *online training*

Home > Account Management

Account Management

- > Pricing
- > Manage Account
- > Payment History
- > Update Profile

Location

Location Name

Save Location Cancel